

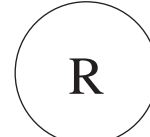

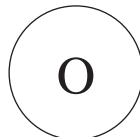
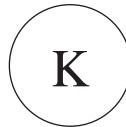

# MEASURING YOUR RING SIZE

## MEASURE AN EXISTING RING

- Print this page and make sure that the page has no scaling.
- Place a ruler over this printed ruler—they should match up exactly.



- Please ensure you are printing on standard A4 sized paper (210 x 297mm).
- Place one of your existing rings over the circles below, matching the line to the inside of your ring.



## CONVERSION TABLE

UK Size	US size	EU size	Diameter
F	3	44	14.1 mm
G	3.5	45	14.5 mm
H	4	46	14.7 mm
I	4.5	48	15.2 mm
K	5.5	50	16.0 mm
L	6	51	16.4 mm
M	6.6	53	16.8 mm
N	7	54	17.2 mm
O	7.5	55	17.6 mm
P	8	56	18.0mm

*If you have any questions, please don't hesitate to contact Sima Vaziry Jewellery by email: [sima@simavaziry.com](mailto:sima@simavaziry.com)*